



ART PHOTOGRAPHY EXPERIENCE

MIDDLEHURST

**With Tony Hewitt and Peter Eastway
New Zealand • 7 days/6 nights**

See website for dates

www.betterphotography.com

**Intensive Retreat for Photographic Artists
Helicopter Aerial Shoots and Exercusions
Includes a Fine Art Book and 2 of Your Prints for Framing
Personal instruction - two Grand Masters / Only Six Students**



THE LANDSCAPE

Surrounded by towering, snow-capped mountain peaks,
kissed by sunlight slicing through patterned clouds

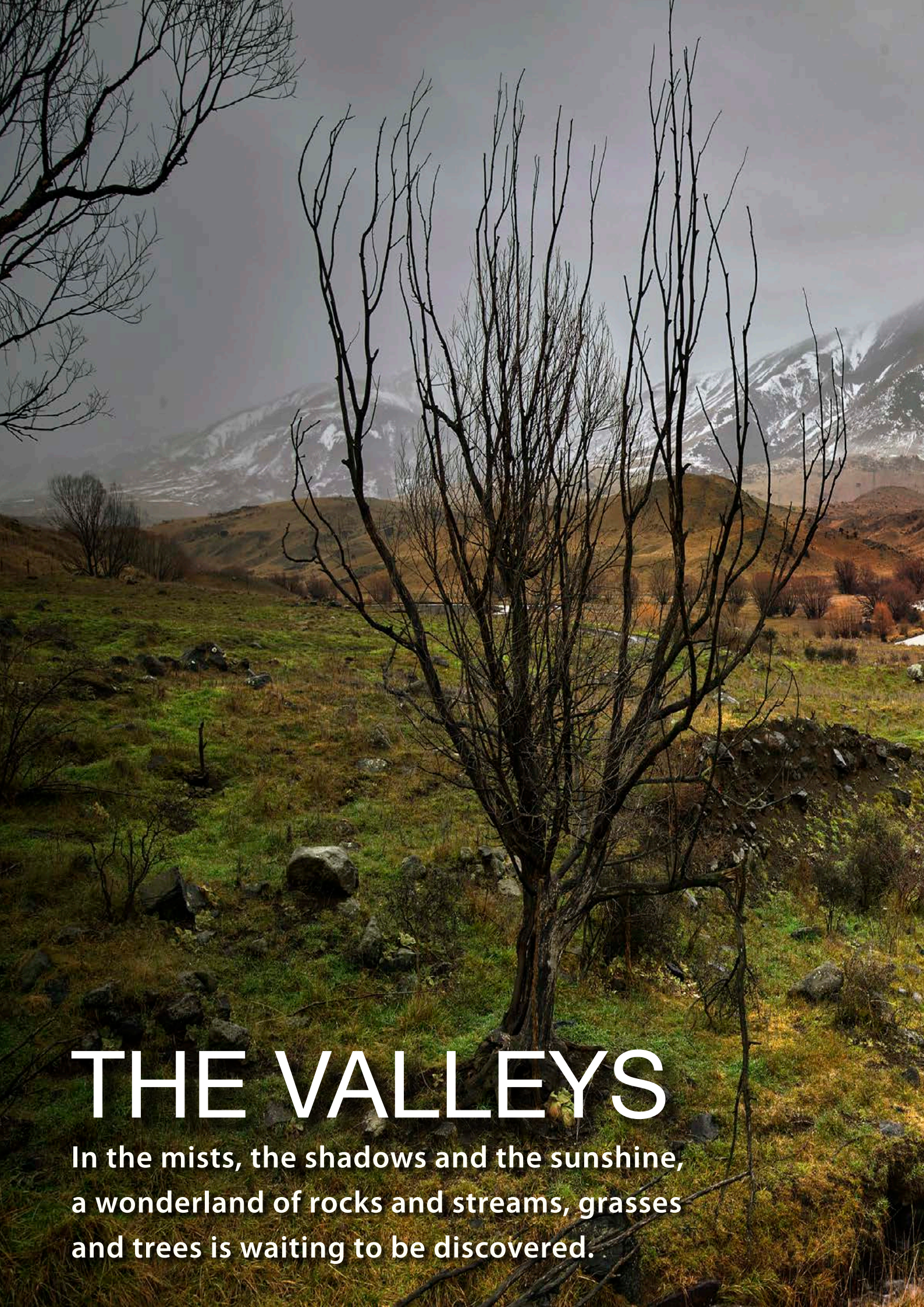


THE AERIALS

Range upon range upon range upon
range, the view from up high is other-
worldly and unforgettable








THE VALLEYS

In the mists, the shadows and the sunshine,
a wonderland of rocks and streams, grasses
and trees is waiting to be discovered.



THE STATION

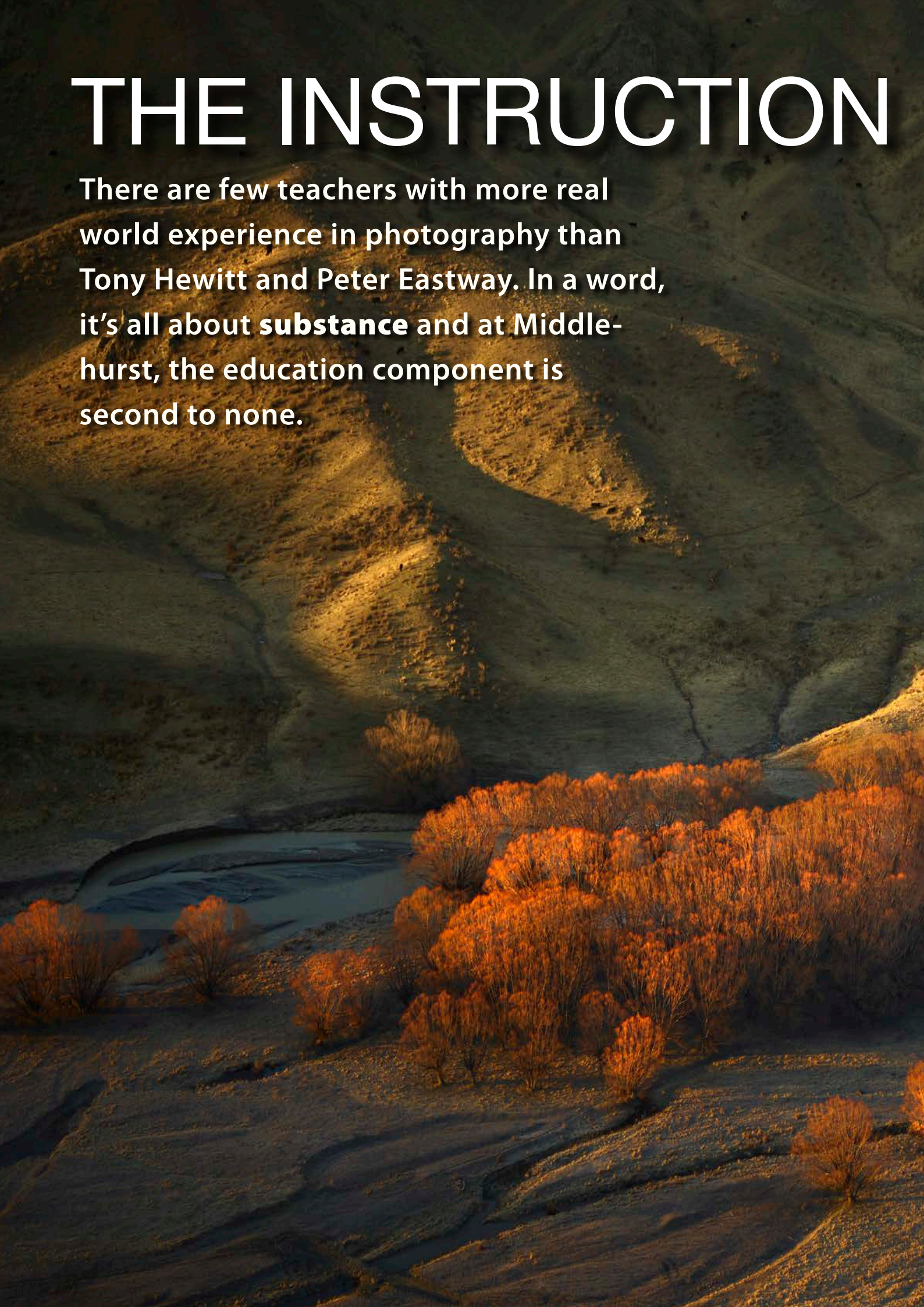
The real life of a working farm adds another dimension to the Middlehurst experience – and this is just the beginning.





THE INSTRUCTION

There are few teachers with more real world experience in photography than Tony Hewitt and Peter Eastway. In a word, it's all about **substance** and at Middle-hurst, the education component is second to none.





For Imaginative Photographers

One incredible, changing landscape, two AIPP Grand Masters, just six students. Only \$13,995. Don't miss out - book now!

The dates can be found on our websites!

Middlehurst is a high end photography retreat and experience for photographers who already understand how to use their camera and are ready to learn about the philosophy and aesthetics of art photography and image-making.

You don't have to be an expert with your camera, but you should be ready to challenge yourself when it comes to creativity!

Peter Eastway and Tony Hewitt visited Middlehurst Station in June 2015 and fell in love with the location. It feels like 'Middle Earth' and you expect to see trolls and hobbits around every corner. So enamoured are they with Middlehurst that it has now become an annual pilgrimage.

In 2018, Peter won the AIPP Photography Book Award for his book 'Middlehurst: Middle-Earth', which was shot during these workshops. The judges had also fallen in love with the landscape!

You will too! And you'll also be part of a book!

The Middlehurst Art Photography Experience is limited to six participants.

It is likely to be cold outside and the weather is variable, exactly what we want.

However, the lodgings are wonderful! Built in

2019, the new 'shearers quarters' feature private rooms and modern shared bathrooms. And best of all, we have our own chef - the food is nothing short of stellar!

Now, lock the eight of us away on an amazing sheep station in the remote New Zealand high country. When you stand on the top of a hill and look out as far as you can towards distant, snow-capped peaks, it's breathtaking to realise this is all one station.

And it's private land, so you can't just visit here by yourself. And even if you could, access to many of the locations is only by sturdy 4WDs driven by expert stationhands who know the tracks, or experienced helicopter pilots who fly the area.

So, location is five stars. Food six stars! Lodgings are incredibly comfortable and now the scene is set for you to not only have a great experience, but to do something with it as well: take your photography to the next level.

If you're interested, please read on! But don't delay - places book up quickly. And for our current dates, please visit our websites:

www.betterphotography.com

www.tonyhewitt.com

All the locations in this brochure can be visited if the weather and conditions are right. Peter and Tony will pick the best options at the time based on their experience and knowledge of the area.

The Middlehurst experience is AUS \$13,995.
Bookings at www.betterphotography.com
in the online shop (go to Shop > Workshops)

For more information, email or phone
Kim at kim@betterphotography.com - (02) 4388 6851.
Kim works Mon, Wed and Fridays.

Back Ranges

When the weather allows, we drive around to the other side of the property for some spectacular views across to the Inner Kaikoura Ranges. Or perhaps the clouds that shroud them! Both work! Photo: Tony Hewitt.



MIDDLEHURST





01 | Arrival Day

You need to get yourself to Wellington Airport, New Zealand by 9.00 a.m., ready for your flight by private charter to Middlehurst Station. **We require you to be in Wellington the day before so you don't miss the flight.**

The flight to Middlehurst takes around 45 minutes. (Please note that we are visiting remote alpine areas, so if the weather is poor, fear not, we will fly you to Blenheim and transport you up to Middlehurst by road.)

Upon landing in Middlehurst, the station owners Willie and Sue Macdonald will greet us and take us to our lodgings.

Our 'shearers' quarters' are new, clean and warm. Everyone has a private room with shared bathrooms and we have our own personal chef cooking up wonderful meals! Add in a glass (or two) of New Zealand's finest wine and our 'base' for the art photography experience is set!

In winter, sunrise is around 8.00 a.m. and sunset around 5.00 p.m., so to some extent the next six days will be dictated by the sun and the weather. Willie tells us that weather systems generally move through quite quickly, so it would be great to have at least one storm pass through, giving us opportunities for some special light and atmosphere. However, if the weather is 'poor', this simply changes what and how we photograph – there are lots of locations on Middlehurst which look simply amazing in low cloud or rain.



The Shearers' Quarters

If we were shearers, we wouldn't want to work anywhere else! The accommodation is modern, warm and comfortable, centring around a huge common room with a open plan kitchen. And the helicopter for our flights lands just outside!

02 | Philosophy Day

While the program here is mapped out carefully, we are very likely to change and adapt it, to make the most of our time on this exclusive property. The program will be customised to suit you and to accommodate the weather and local conditions.

Day 2 | Shoot 1

Our first shoot will be up the main valley to a secret location. It takes around 45 minutes to get there and we want to be in position well before sunrise. Willie or Sue will probably drive us and you will be in the cabin of the 4WD with them. Tony and Peter may be outside on the back tray with an extra jacket and the dogs! We will return for breakfast in the Shearers' Quarters.

Day 2 | Class Session 1

The Art of Photography. Peter and Tony present their portfolios to the class and discuss their philosophies.

Lunch at the Shearers' Quarters.

Day 2 | Class Session 2

Portfolio Review. Students will be invited to present a portfolio of their work and discuss their interests. This is not mandatory, of course, but relax, you are among friends! Peter and Tony will provide feedback.

Day 2 | Shoot 2


In the afternoon, we will return down to the river at the bottom of the station for a sunset shoot.

Dinner at the Shearers' Quarters.

Day 2 | Evenings

Work on your photos or maybe Peter and Tony will show an audio visual or video with an after dinner beverage at the Shearers' Quarters. It depends on your energy levels!





It can snow (but no guarantees)

We get snow around half the time we visit Middlehurst, but even if there's no snow around the Quarters, there's always snow on the higher peaks.

03 | Creation Day

Day 3 | Shoot 1 - Aerials

Beginning at first light, we'll have the helicopter pick us up from the Shearers' Quarters. We will take turns with a series of flights around Middlehurst Station. Optionally (or as well), we may use the helicopter to land on a remote tarn, high in the alpine areas, or visit a secluded corner of the property. Late lunch at the Shearers' Quarters - or maybe on location. Peter and Tony will plan the day with the pilot to maximise our opportunities.

Day 3 | Shoot 2

Depending on how the day proceeds, we'll wander down to the bridge for an afternoon shoot, looking up the valley.

Day 3 | Class Session 1

From Camera to Print. Peter will give a presentation on colour management, understanding colour spaces, and show the steps he uses to produce exhibition quality prints. Lots of time for Q&A.

Day 3 | Class Session 2


From Capture to Art. Tony will give a presentation on how he interprets and refines an image, including the use of textures and layers to finesse the image.

Time for editing your work.

Dinner at the Shearers' Quarters.

Day 3 | Evening Presentation

Work on your photos with an after dinner beverage at the Shearers' Quarters.





Plenty of Colour

Sometimes the landscape can appear a little colourless, but on close inspection, it's amazing what you can find! Photo: Tony Hewitt

04| Production Day

Day 4 | Shoot 1 - Aerials

We have two days slated for aerials, so once again, we may be flying from first light, or optionally, we'll do a land-based shoot at sunrise and bring the chopper in for afternoon shoots. Or we might be doing both flights on the one day to maximise the weather opportunities! Fear not, we will be shooting something today!

Lunch at the Shearers' Quarters

Day 4 | ArtLab

By now, you will have lots of great photographs. Grab a cup of tea, your laptop, a chair and sit down with Peter or Tony and work through some of your shots.

Your challenge will be to nominate 12 images which will comprise your portfolio, and to determine if there are any gaps that need to be filled the following day.

Peter and Tony will also work with you to produce two masterpieces for printing.


Dinner at the Shearers' Quarters.

Day 4 | Evening Presentation

Work on your photos or maybe Peter and Tony will show an audio visual or video with an after dinner beverage at the Shearers' Quarters.

Above Hells Gate

Photography is all about the light. Timing and holding your hand in front of the lens as a shade are imperative! Photo: Peter Eastway.





05 | Presentation Day

Day 5 | Shoot 1

We will take the vehicle out for a long drive this morning. Beginning well before sunrise, we'll aim for one of the back parts of the station and go exploring. None of us will know exactly what we will find, but we'll take along breakfast and see what happens.

In fact, we'll probably take along lunch as well! Our plan is to photograph parts of the Tolkien landscape that will inspire our imagination.

Day 5 | Class Session 1

Peter will give a presentation on designing portfolio books and audio visuals.

Day 5 | Class Session 2

Tony will discuss photography competitions, how to edit and print for success, and then explain why competitions are just a stepping stone towards great art.

Time for editing your work and printing your best images.

Dinner at the Shearers' Quarters.

Day 5 | Presentation

Work on your photos with an after dinner beverage at the Shearers' Quarters.

Sheep Swirl Location

You won't recognise it from the air, but this is where we shoot our sheep swirls. It just goes to show how different angles can completely transform a location. Photo: Peter Eastway.





06 | Weather Day

Day 6 | Shoot 1

Day 6 | Class Session 1

Day 6 | Class Session 2

We have nothing planned - on purpose!

Based on previous Middlehurst Art Photography Experiences which lasted 6 days, we've always felt like we needed an extra day. We'd run out of time to process all the files, there'd be another lesson or presentation required, the sheep would be ready for another run around the paddocks, or there'd be something we wanted to photograph again.

Of course, this day may be used up earlier in the week, depending on the weather. So, like all good professional photography shoots, we're giving ourselves an extra day, just in case.


Breakfast, Lunch and Dinner at the Shearers' Quarters.

Day 6 | Presentation

Peter and Tony will show an audio visual or video with an after dinner beverage at the Shearer's Quarters.

Design Lines

With practice, you can engineer carefully composed landscapes with lots of impact, no matter the weather or light. Photo: Tony Hewitt.





07| Departure Day

By now your camera's memory cards should be full of amazing raw files, your laptop full of creatively worked edits, and your brains full of ideas and information that have transformed you into a better photographer.

Depending on the weather and our flight schedules, we may be out early for our final shoot and, after a hearty breakfast, we will fly you safely back to Wellington. Exact time will be dependent on everyone's connecting flights, but we aim to get you into Wellington by noon.

Along The River

No matter how many times you visit Middlehurst, the light and weather always conspire to create something new and unexpected.

Photo: Peter Eastway.





What Do Other's Think?

We have a 100% success rate when it comes to satisfaction. We've also had many repeat visitors, so we know we're doing something right. But what do our photographers think?

Sue

Dear Peter and Tony

Thank you both for the most sensational trip and unbelievable experience in such a unique place in the world.

I have been on a few photography trips and have to say this one stands out as the most professional trip I been been on. Everything you did from start to finish was excellent, as were all the people at Middlehurst Station – so kind and generous with everything.

I would highly recommend this trip to any of my photography friends and depending on dates, I would love to come back for another experience. I can see why you return each year – it's amazing!

Róza

Dear guys

Now that the trip is over, bags are unpacked, photos uploaded, I have finally had the chance to sit back and reflect on the Middlehurst adventure.

And it was an adventure and a wonderful experience. When family and friends ask, I have been telling them it was the experience of a lifetime – and I meant it. I had wanted a chance to get away, focus on my photography and not have to worry about organising transport, accommodation, etc - and you guys delivered in spades!

Firstly the venue: the location is amazing and the hospitality from Sue, Willie and their folk was outstanding. The new accommodation was beautiful too: we were spoilt rotten! It was great to be

able to unpack and work from one base and still have so many varied opportunities.

And the photo opportunities you created were just fabulous – not only the more spectacular things like the aerial days, but even the selection of locations for morning/evening shoots, and the bonus of being able to process our work on site.

But on reflection, what I valued most were the incidental conversations, the chance discussions and informal chats with you and the other participants – there were some real gems to be found in those moments.

Sitting together, working around those tables, being part of the ebb and flow of individual and group creativity was fantastic. So the 'retreat' aspect of the experience was something I really loved and appreciated.

I came away feeling revived, refreshed and inspired.

Thank you for a wonderful experience and I hope to do it again!

Perfect Evening

Not every evening is cloudless with blue sky, but the ones that are are certainly memorable. Above Hells Gate. Photo: Peter Eastway.



Your Own Photo Book!

During the Art Photography Experience, students will be encouraged to develop a portfolio of images with Middlehurst as the theme.

Suggested subjects include:

Land	Sky
Rock	Water
Movement	Pattern
Colour	Light
Sheep	Age
Edges	Opposition

At the end of the Experience, students should aim to have 12 files which they can work with towards a final portfolio.


In addition, some of these images should be capable of being presented as part of a group portfolio, lavishly printed in book form and produced by Memento Pro. A printed copy is included as part of the package and will be posted to you after the Experience.

Full details of the book project will be provided at Middlehurst. And you can see copies of previous books on the www.betterphotography.com website.



The Knoll, Mullers' Station

Just up the road from Middlehurst is a tiny little knoll surrounding by the most amazing mountains. We find something different there every year! Photo: Tony Hewitt.







Your Own Prints!

Part of the Middlehurst art photography experience is designed to teach you how to make print-quality photographs. During the Experience, you will work on your files with the instructors helping to finesse your photographs, but how will you know if you're successful unless you have some prints of your own to view?

Following Middlehurst, we will take two of your processed files and send them to Fitzgeralds in Perth, the professional bureau where Tony has his exhibition photographs printed.

Tony will review your files and follow them through the printing process, producing two images printed on A2 paper (Canson, of course, since Tony and Peter and Canson Ambassadors).

The prints will be posted to you shortly afterwards, ready to share with friends and family - or frame and hang on a wall at home!

Along with the book, it's our way of completing the education process, ensuring you really understand and experience the power of a beautiful print.

The Confluence

The Castle and Awatare Rivers meet on the border of Middlehurst Station - a geometric composition by Peter Eastway.



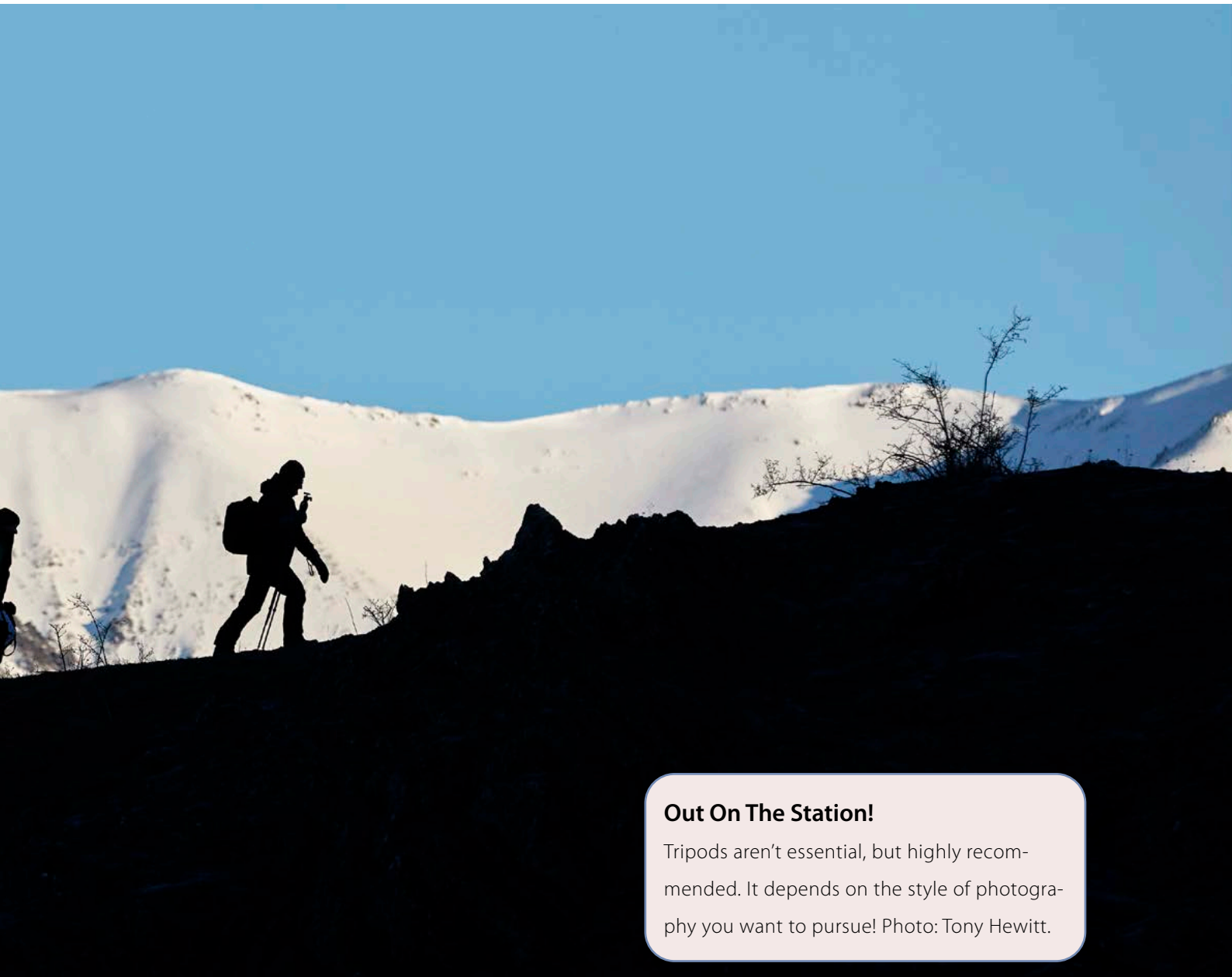
Bring Your Partner? Of course you can!

Many people have asked if they can bring their non-photographer partner along. While our Art Photography Experience is limited to six photographers, there is plenty of room at the Shearers' Quarters for a partner. But there are some limits in terms of space in our vehicles.

However, if your partner's idea of a great time is sitting back in the lounge with a cup of coffee or a glass of wine, looking out at spectacular scenery and reading a book, we'd be delighted to welcome them along.

We'd also be open to looking into special excursions. We could arrange joyride flights after we've finished our photography shoots, we could arrange cooking and cheese-making demonstrations, or organise an excursion 'down the hill' to one of the many vineyards (there would be an extra fee involved). So, at present we don't have a partner program, but it's something we're willing to investigate with you.

However, your partner must realise they will be staying on a working property and while living within the shearers' quarters is incredibly comfortable, there are limits to what else is available!

**Out On The Station!**

Tripods aren't essential, but highly recommended. It depends on the style of photography you want to pursue! Photo: Tony Hewitt.

What Level Photographer Do I Need To Be?

To get the most out of this workshop, you should be a reasonably experienced photographer. By this we mean you should have a good grasp of your camera controls, understand how to use the histogram, and be interested in the aesthetics of photography. Naturally, we will help you with all aspects of your photography, but you can learn basic photography on other trips that are less expensive.

What Peter and Tony are offering is an insight into how they think and approach the art of photography, and the program is designed to set you up on your own journey of discovery. Hence, to get the most out of it, you should already be familiar with your camera and basic post-production (Photoshop or Lightroom, etc). Then you will be ready to take on board the more advanced concepts and approaches that are a part of the art of photography.



Peter Eastway

FAIPP HONFAIPP HONFNZIPP GMPHOTOGLI MNZIPP

Sydney-based photographer Peter Eastway is a Grand Master of Photography and a two time winner of the AIPP Australian Professional Photographer of the Year. Known best for his landscape and travel photography, he has worked in most areas of the profession and also loves sport, studio still life, portraiture and wildlife.

Peter is the editor and publisher of Better Photography magazine and website, a position that has given him special access to many of the world's leading photographers over the past 30 years. His ability to communicate both the technical and aesthetic sides of photography makes him a sought after speaker on the international circuit.

Peter was the chairman of the Australian Professional Photography Awards for many years and is still involved in all aspects of photography competitions, both as a judge and an active participant. He judges and speaks internationally on a regular basis.

Peter's work has been published internationally in photography and travel magazines, and he was also the author of the Lonely Planet's *Guide to Landscape Photography*. His photography has featured on the cover of the Lonely Planet's guide to Australia, an Australian postage stamp, in articles in the Qantas inflight magazine, and in an Apple television commercial. And he has worked with Phase One researching and promoting its Capture One raw processing software, and with Adobe on its Lightroom software.

In 2015 he featured in the National Geographic Channel's *Tales By Light* six-part photography series produced in partnership with Canon. It is currently playing on Netflix. He is familiar with Canon, Nikon, Fujifilm and Phase One camera systems.

AMBASSADOR

EPSON®



SanDisk
Extreme
TEAM

WACOM®

PHASEONE

CANSON®
MANUFACTURED BY CANON
INFINITY



PUBLISHING

Better
Photography

momento pro

MEDIA PRESENTER



Adobe Lightroom

TALES by
LIGHT

Canon
Now streaming on
NETFLIX



Natural Indoor Lighting

Shot in the shearing shed (not the shearers' quarters) using available light. What was Tony thinking when he took this shot? What was Peter thinking when he let him?

Tony Hewitt

G.M. PHOTOG., FNZIPP, FAIPP, HON. FAIPP

Tony is a Grand Master of Photography of the Australian Institute of Professional Photography (AIPP) as well as the Wedding Portrait Photographers International (WPPI). He is also an Honorary Fellow of the AIPP and a Fellow of the New Zealand Institute of Professional Photography.

Tony's career highlights feature over 150 state, national and international photography awards. In September 2013, Tony was awarded the prestigious title of Canon AIPP Australian Professional Photographer of the Year, and in the same year received the New Zealand Overseas Photographer of the Year, the Australian Landscape Photographer of the Year and the Western Australian Landscape Photographer of the Year.

Tony was also invited to be a Core Artist at the 2013 Ballarat International Foto Biennali. He was Western Australian Professional Photographer of the Year in 2004 and also in 1994.

In 2018, Tony with the help of Denis Glennon produced *Girt By Sea*, a large format exhibition of stunning aerial photographs. The images were the result of a one-month circumnavigation of Australia by light plane, have been exhibited around Australia and also featured in a lavish coffee-table book. The project was in partnership with Canon and used Canon equipment exclusively.

Of course, Tony also works closely with Nikon and Phase One medium format cameras (he produced the launch photographs for the Phase One 100MP Trichromatic back) and is a Gitzo tripod ambassador.

Tony Hewitt's photographic journey has seen him explore the genres of portrait, landscape, wedding and fine art photography. He has exhibited around the world and has judged photography competitions internationally. He is a past Chairman of the AIPP's Australian Professional Photography Awards (APPA).

With a passion for people, places and pictures, and an instinctive sense of the moment, Tony brings a unique combination of creative skills, award winning photographic vision and simple creativity.

Cool Under Pressure

On location at Middlehurst in his brand new Cactus jacket. Willie said he got the wrong model - needed the tougher outer shell to survive on Middlehurst! But Tony is an artist and style is important! Photo Richard Tonkin.





What is an AIPP Grand Master?

DESIGNATION: **GM Photog.**

The Grand Master of Photography was awarded by the AIPP and was earned through the AIPP Australian Professional Photography Awards system. Photographers entered up to four prints each year, which are scored by a panel of five experienced professional photographers.

An Award point is earned for a score of 80 per

cent or higher (a Silver Award), two award points for 90 per cent or higher (a Gold Award). There are also Silver with Distinction Awards for scores of 85-89, and Gold with Distinction for scores of 95-100, but these receive the same Award points.

A member of the AIPP could earn their Associateship by accumulating five Award points in a four year period.

The next step was Master of Photography,



Will There Be Snow?

There's no guarantee there will be sunshine, rain, hail or snow, but it doesn't matter.

However, we're pretty sure there will be snow within helicopter reach! Photo: Peter Eastway.

requiring a further 10 Award points in a five year period.

Photographers who continued to enter the AIPP APP Awards could gain Bars for their Master of Photography, each Bar requiring an extra 10 Award points.

However to achieve the status of Grand Master of Photography, at least 65 full Award points were needed, including at least five Gold Awards (90

per cent or higher) and ten Silvers with Distinction (85 or higher). Given very few photographers earn more than four Award points each year, it took not only a considerable time to earn the Grand Master of Photography distinction, but a consistently high standard of work as well.

Although the AIPP is no more, photographers are still able to proudly use their post-nominals.



Equipment For The Workshop

Neither Tony nor Peter are equipment snobs! Yes, they use professional equipment, but that's their full time job.

So, whether you turn up with the latest mirrorless or an older camera you've loved for many years, it really doesn't matter. Our workshops are all about technique and visualisation, so any camera equipment you have will be fine. We will help you get the most out of it! And of course, we're also happy to give you any equipment advice you might require.

We do recommend you bring everything you think you might need, but not so much you can't carry it with you. You will be able to leave equipment behind in the rooms or cars if you don't want to take it on a particular shoot - your gear will be quite safe on the remote farm!

Checklist

Here's an incomplete list of some of the things you may need.

Camera Stuff

- DSLR or Mirrorless camera recommended (or medium format if you have it, of course).
- Standard zoom - covers everything, good for aerials.
- Wide-angles - as wide as you have
- Telephoto - 300mm is not too long
- Macro lens - lots of close-up stuff
- Spare camera battery
- Battery Charger
- Backpack style camera bag
- Tripod (with a quick release plate)
- Plenty of storage cards for your camera
- Polarising filter
- Neutral density filters (0.9x, 4.0x optional)
- Card reader and cable if necessary
- Laptop computer (Mac or PC)
- External back-up drives
- Photoshop is recommended, but no trouble if you like to stay with Lightroom, Capture One or Affinity Photo etc.
- Mouse or stylus/tablet

Clothing Stuff

- Hiking boots
- Thermal layers
- Windproof, rain proof coat
- Down coat or something warm
- Warm hat and gloves
- Water bottle
- Torch or head torch
- Alarm clock (we can't wait!)

TERMS AND CONDITIONS

These terms and conditions relate to the photography workshops organised by Pt 78 Pty Ltd [Pt78], ABN 75 003 152 136, trading as Better Photography, and run by Peter Eastway and Tony Hewitt, the workshop leaders.

The Middlehurst Art Photography Experience is being arranged for Peter and Tony by Sue and Willie Macdonald of Middlehurst Station, NZ. The itinerary is subject to change to accommodate local conditions and opportunities.

You will also need to add in your own travel to Wellington, NZ, and perhaps an additional night's accommodation in Wellington at either end of the Experience in case of weather.

Spend 7 days/6 nights with AIPP Grand Masters of Photography Peter Eastway and Tony Hewitt at Middlehurst Station.

PRICE

Dates as per the website

AUS \$13,995.

The price is payable as follows:

1. A deposit to reserve your place of AUS \$995.
2. Final payment three months prior to event.

The price includes photographic counsel, transport ex-Wellington, accommodation and meals. There are no shops at Middlehurst!

RESERVATIONS:

Bookings can be made on the Better Photography website at www.betterphotography.com in the online shop, or you can email Kim Valenti at kim@betterphotography.com, or call her on +612 4388 6851.

This tour is limited to a maximum of six (6) persons (plus the tour leaders and photography instructors). Trip spaces will be confirmed in order of receipt and upon payment of deposit.

A minimum of four (4) persons is required for the trip to run.

Accommodation at the shearers' quarters is one person per room (couples may share if they wish) with modern shared bathroom facilities.

PAYMENT:

To confirm your place, payment of the deposit is required at time of booking and may be made through our Paypal account, or you can contact Kim for other arrangements (kim@betterphotography.com). Once your reservation has been confirmed, payment of the trip fee balance is required at least 90 days prior to the tour commencement date. Please note fees may apply when remitting the trip fee balance by PayPal.

We reserve the right to cancel your booking if payment is not received when due, wherein the

Cancellations and Refunds clauses, listed below, shall come into effect.

CANCELLATIONS & REFUNDS

Should you wish to cancel your booking, you must advise us in writing (email is fine). We try to have a fair refund policy that works for both you and us:

- Deposits are refundable, up to 90 days prior to the event. If you don't request a refund of your deposit 90 days out or longer, we will assume you wish to come and the balance is payable.
- if you are cancelling more than 90 days from the workshop date, we will refund you in full;
- if the workshop is not full and, after your cancellation, we still have the minimum number of bookings to run, we will refund your booking fee in full;
- if the workshop is full, and we have turned away other customers, and you are cancelling within 90 days of the workshop date, we won't refund you unless your place is filled by someone else;
- if after you cancel your booking the workshop numbers fall below the minimum number required to run, and you are cancelling within 90 days, we won't refund you.

No part refunds are made for unused portions or services of a workshop.

HEALTH REQUIREMENTS

The tour is designed to be suitable for people of all ages in good health and moderate fitness. While activities are not strenuous, on some trips we will be hiking on tracks in wilderness areas, including alpine regions, which involve uphill walks and uneven ground under possibly extremely cold conditions. (Average winter temperature in the Awatere Valley is 2.5°C).

It will be necessary to carry your own camera equipment, extra clothing, food and water for these activities.

Should you have any concerns about your own capabilities and/or fitness in relation to a particular trip, please contact us to discuss this before sending your reservation form.

You are required to disclose any medical or physical condition that you have which could create a risk for you or any other participants. We assume no responsibility for medical care nor guarantee to meet any special dietary requirements.

INSURANCE:

Personal insurance is mandatory for all participants and their equipment and personal belongings as

no insurance is included in the trip fees. Please be aware of the recent COVID issues and that travel arrangements may be affected.

RESPONSIBILITY

The responsibility of Pt78 is strictly limited. As a workshop operator, Pt78 may organise, promote, and sell programs consisting of services that it purchases from various suppliers. Pt78 does not own or operate any of these suppliers and as such is not responsible for any negligent or wilful act or failure or omission of any supplier. By taking part in the workshop, you agree that Pt78 shall not be liable for the above failings.

Pt78 cannot accept responsibility for losses or extra expenses caused by, but not limited to, delay or changes in any transportation services, weather, illness, injury, strike, quarantine or other causes. All such losses or expenses will be the sole responsibility of the participant. (Note, normally we have no trouble with transport, but heavy snow on one trip meant a delay of one day, which incurred additional transport, accommodation and food costs. It's not usual, but please be prepared.)

Pt78 reserves the right to cancel any workshop prior to commencement, whereupon paid funds will be refunded in full, but is not liable for any other trip preparation expenses such as, but not limited to, air ticket penalties, visa fees and medical treatments.

Pt78 reserves the right to substitute accommodations (if any) of similar category for those indicated and to make any changes in the itinerary or transport where deemed necessary. Where weather conditions or forces of nature restrict or prohibit workshop activities, it reserves the right to alter the trip program and substitute alternative activities.

Prior to commencement of any workshop the Acceptance of Risk Release form is a term of sale.

The Acceptance of Risk release must be agreed to by each participant prior to the commencement of the workshop. No alterations to the Acceptance of Risk Release will be accepted.

If a participant attends a workshop without signing an Acceptance of Risk Release, their attendance confirms their acceptance of all parts of these Terms and Conditions, and the Acceptance of Risk Release.

These Terms and Conditions, and the Acceptance of Risk release, shall be governed in all respects by and interpreted in accordance with the law within New South Wales, Australia.

That's it! Any special requests, please let us know beforehand!

RISK RELEASE FORM

Middlehurst Art Photography Experience operated by Pt78 Pty Ltd (Eastway, Hewitt, Middlehurst Station)

Name: _____

Address: _____

Telephone: _____ Mobile: _____

Email: _____

Next of kin: _____ Contact number of next of kin: _____

There may be hazards on this workshop and you must follow the instructions of your workshop leaders. Please let your workshop leaders know immediately if you identify hazards. Pt 78 Pty Ltd reserves the right to withdraw any person who in its opinion is likely to endanger themselves or others. Pt 78 Pty Ltd also reserves the right to cancel the workshop if hazards could compromise the safety of any person. Pt 78 Pty Ltd assumes no responsibility for any personal loss, damage or injury.

Please advise us if you have any physical conditions that may affect your safety or enjoyment of your workshop, e.g. asthma, allergies, heart conditions, epilepsy or pregnancy. If you have any food allergies please give details for catering purposes. We will do our best to cater for your needs.

Please list here:

In signing this document I acknowledge that I have read and understood the safety terms and risk release. Also that I have read and understood the terms and conditions for the workshop in the workshop brochure.

I assume responsibly for myself and my possessions during the workshop.
(If under 18 signature of guardian/parent.)


Full name: _____

Signature: _____ Date: _____

I give Better Photography permission to use photos taken on the workshop that include me and/or use written quotes made or provided by me on the website and in promotional material. Yes ☐ No ☐ With my prior permission ☐

Pt78 Pty Ltd - Better Photography - ABN 75 003 152 136 PO Box 351, Collaroy Beach NSW 2097, Australia
T: 02 4388 6851 F: 02 4388 6852 E: kim@betterphotography.com W: www.betterphotography.com





Every Year It's Different

There's no guarantee there will be sunshine, rain, hail or snow, but it doesn't matter. Every trip we make, we bring home some amazing images. Photo: Peter Eastway.



ART PHOTOGRAPHY EXPERIENCE

MIDDLEHURST

With Tony Hewitt and Peter Eastway
See website for dates - www.betterphotography.com

Bookings at www.betterphotography.com
in the online shop (go to Shop > Workshops)
For more information, email or phone
Kim at kim@betterphotography.com - (02) 4388 6851.